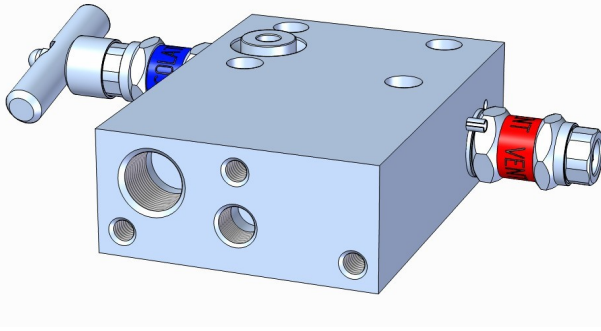


Model MP21F



Design Features

- Self aligning metal seats
- Compact Design
- Non-rotating spindle tip
- Metal seal between body and bonnet
- Bonnet Locking pins
- Safety back seating T-Bar and Anti-Tamper operated valves
- Full traceability of all materials
- 100% pressure tested (1,5 x MWP)

Description

The Multi Instruments Flat Model Manifolds

This compact flat model **2-valve manifold** is designed to accommodate any DIN19213 part 2 or Rosemount Integral mount style, instrument interface compliant differential or pressure transmitter.

This manifold is usually fitted into a full glass reinforced polyester cabinet like CAB1/CAB2, full steel PS-1, PS1-D enclosure or BE1/BE2 Body Enclosure.

This manifold is standard produced in AISI316/L material, but "exotic" materials are also available.

Maximum working pressure is 420 Bar (AISI316)
Maximum temperature is 200°C (PTFE packing)

Connections

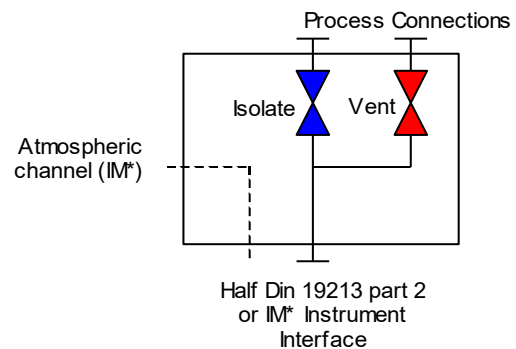
Per default: Vent and/or test ports will be 1/4" thread size.

See ordering information on the back of this specification sheet for process port connection types available.

Options

- Anti tamper facility with a removable T-bar key to prevent unauthorized operation of the valve
- Sour Gas Service
- Mounting plates for 2" pipe stand
- Available in e.g. Monel, Hastelloy, Duplex, Super Duplex, Alloy 825, Alloy 625 materials.
- (NACE MR01-75 compliant)
- Body enclosure and EEx manifold heater
- High temperature up to 450°C (Graphite packing)
- High pressure up to 680 Bar (10.000 psi)

Valve Diagram



Head Office: ☎ +31 (0)183 62 88 88 or ✉ to: instrumentation@multi-instruments.com

US + Canada: ☎ +1 587 269 49 88 or ✉ to: solutions@multi-instruments.com

for additional information: 🌐 www.multi-instruments.com

Model MP21F

Model selection guide

MP21F . SG . N03 . ISO . TP . **TST**

Instrument Interface

- .ISO DIN19213 part 2
- .IM Integral Mounting (+ atm. grooves)

Manifold Valve(s) Operation Mode

- .YP Mixed - PTFE seal
 - .YG Mixed - Graphite seal
 - .TP All T-Bar - PTFE seal
 - .TG All T-Bar - Graphite seal
 - .AP All Anti Tamper - PTFE seal
 - .AG All Anti Tamper - Graphite seal
- * Isolate valve is T-Bar operated, in Mixed only Vent valve is Anti-Tamper.
* PTFE <200°C, Graphite <450°C

Process Connector Options

- .N01 1/4" NPT female
- .N02 3/8" NPT female
- .N03 1/2" NPT female
- .BP01 1/4" BSP.P female (G1/4")
- .BP02 3/8" BSP.P female
- .BP03 1/2" BSP.P female (G1/2")
- .BW03 1/2" Buttweld pipe (e.g. sch160 - L= 100 / 200mm)

Manifold Options

- .TST Extra testport (default: 1/4")
- .ITV Internal Test Valve
- .TC Test connector
- .FC Non Return Filling connector

NOTES

- * Filling/Test connectors include the test port option.
- * Test port executed in the same thread as the process connections.

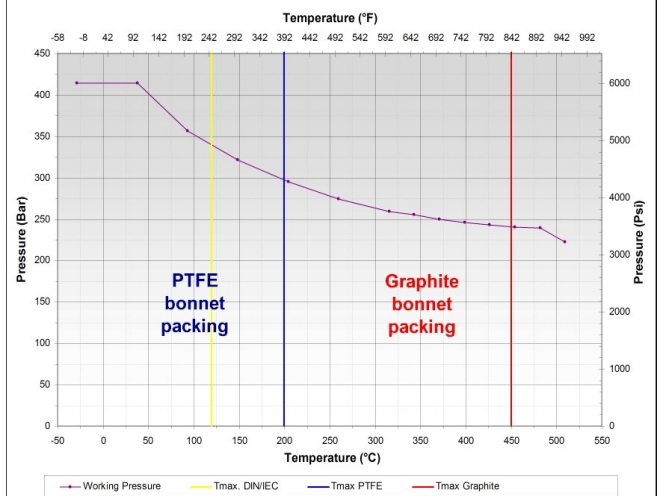
Material (wetted parts):

- .SG AISI316/L NACE
- .M Alloy 400 (Monel)
- .H Alloy C276 (Hastelloy)
- .INC825 Alloy 825
- .INC625 Alloy 625
- .D Duplex
- .SD Super Duplex
- .6M0 254SMO / 6Mo
- Ti Titanium Gr2

Manifold Function

- MP21F Isolate/Vent manifold (+ atm. grooves for IM style)
- MP21F.DBB Double Isolate / Vent manifold

Temperature / Pressure ratio for AISI316 acc. ASME B16.34
Table 2-2.2A Standard Class



Head Office: ☎ +31 (0)183 62 88 88 or ✉ to: instrumentation@multi-instruments.com

US + Canada: ☎ +1 587 269 49 88 or ✉ to: solutions@multi-instruments.com

for additional information: 🌐 www.multi-instruments.com